




<h2 style="text-align: center;">Reading Log</h2> <p style="text-align: center;"><i>At least 15 minutes x 6 entries</i></p> <p style="text-align: center;">Your evidence is your completed reading log showing date and title of book.</p>	<h2 style="text-align: center;">BASIC FACTS PRACTICE</h2> <p style="text-align: center;"><i>At least 6 entries over the 2 weeks.</i></p> <p style="text-align: center;">Use the BF grid for ideas on how to practice.</p>	<h2 style="text-align: center;">Writing</h2> <p style="text-align: center;"><i>HO HO HO! Christmas day is fast approaching...Get in first and write to Santa explaining what you want for Christmas! Make sure you think about the structure and language of an explanation. Remember to add supporting detail by explaining why you deserve anything you ask for.</i></p>																
<h3 style="text-align: center;">Hands on Homework Task</h3> <p style="text-align: center;"><i>These tasks are practical or hands on!</i></p> <p style="text-align: center;">Cut out the shapes below. Try to arrange the shapes to form the letter T. Prove it! What else can you make using all the shapes?</p>	<h2 style="text-align: center;">Share ...</h2> <p style="text-align: center;">with someone from home something you have <u>enjoyed</u> at school during this homework grid OR share your blog page, ask the person you shared with to post a comment!</p>	<h2 style="text-align: center;">Fitness</h2> <p style="text-align: center;">Walk / bike / run / scooter / swim for at least 4 x 15 minute fitness sessions.</p> <p style="text-align: center;">Record (in your HW book or on your blog page) what you did.</p>																
<h2 style="text-align: center;">fractions</h2> <p style="text-align: center;">Draw pictures or diagrams to illustrate these fractions.</p> <p style="text-align: center;">1/3 3/4 7/10 6/4 5/5 4/8</p>	<table border="1" style="margin-left: auto; margin-right: auto;"> <tr><td>H</td><td>S</td><td>C</td><td>R</td></tr> <tr><td>V</td><td>W</td><td>G</td><td>L</td></tr> <tr><td>A</td><td>R</td><td>S</td><td>O</td></tr> <tr><td>T</td><td>B</td><td>U</td><td>E</td></tr> </table> <p style="text-align: center;">Boggle</p> <p style="text-align: center;"><small>Make as many words as you can from the letters. You can only use each letter once. Your score for each word is the same as the number of letters used in the word. E.g ran = 3 letters = 3 points.</small></p>	H	S	C	R	V	W	G	L	A	R	S	O	T	B	U	E	<h2 style="text-align: center;">Read To Someone</h2> <p style="text-align: center;">Read aloud to someone at home. Try to read for about 10 minutes.</p> <p style="text-align: center;">Discuss what you have read with this person. Ask this person to comment on your reading in your homework book.</p>
H	S	C	R															
V	W	G	L															
A	R	S	O															
T	B	U	E															

Notes about homework:

- You have 2 weeks to complete the grid. There will usually be 4 grids during the term.
- This is your homework - you should be able to complete it with just a little bit of adult support.
- Homework will be shared/marked in class using the homework rubric.
- You will self assess your homework using the homework rubric. The teacher will do the same.
- The grey boxes are compulsory if you want to earn auction credits.
- You can complete homework in your homework book, blog page or using other digital tools.
- A parent/adult at home needs to sign off your homework using the grid below.

Term 4:

Complete the 3 grey boxes plus one more activity = 3 HW credits.

Parent Assessment: Homework attitude Signed:			
	<small>Poor HW was a battle</small>	<small>OK Some was completed independently</small>	<small>Excellent HW managed and completed willingly</small>